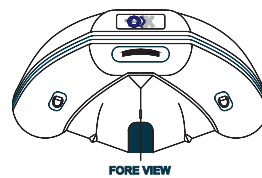
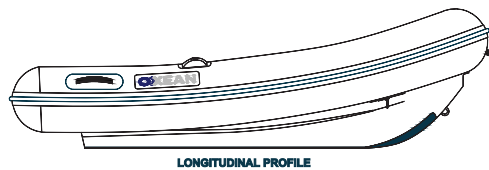
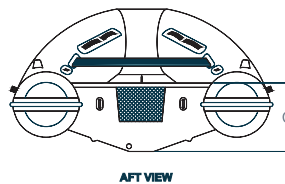
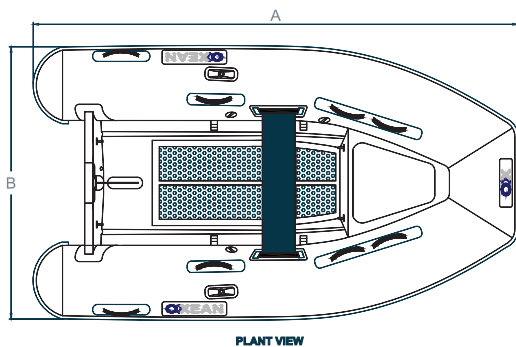


# ALUMA

Sporty yet rugged, the Aluma features an aluminum hull that makes it the perfect all-purpose tender. Its open layout provides ample space for both transporting provisions and zipping the family to shore.

Built to exceptional quality standards, the Aluma incorporates a unique hull design that cuts through chop and wakes without pounding. This minimizes spray and maintains stability for the comfort and safety of passengers.

Its durable aluminum hull resists abrasions for worry-free trips through shallow coves or to a quiet beach. The Aluma is a versatile boat equally suited for both adventurous exploring and leisurely shoreline cruising.





	OVERALL LENGTH (A)	OVERALL BEAM (B)	WEIGHT (APPROX)	TUBE DIAMETER	PERSON CAPACITY	MAX HP	SHAFT LENGTH (C)
260	8'5" / 2.56m	4'9" / 1.45m	73 lbs / 33 kg	16" / 0.41m	4	6	15" / 38,1cm
275	9'1" / 2.76m	4'9" / 1.45m	79 lbs / 36 kg	16" / 0.41m	4	10	15" / 38,1cm
290	9'6" / 2.90m	5'6" / 1.68m	95 lbs / 43 kg	17" / 0.43m	5	15	15" / 38,1cm
320	10'6" / 3.19m	5'6" / 1.68m	117 lbs / 53 kg	17" / 0.43m	5	20	15" / 38,1cm
350	11'6" / 3.50m	5'7" / 1.70m	172 lbs / 78 kg	17" / 0.43m	6	30	20" / 50,8cm

## Standard Equipment

- Powder Coated Marine Grade Aluminum Hull
- Aluminum Bow Eye
- Bow Handle
- 3 Aluminum Davit Lifting Rings (Bow locker version has 4)
- SS D-rings for Towing (260, 275, 290 & 320)
- 2 Stern Aluminum Towing Eyes - (290 & 320)
- Aluminum Tie Down and Towing Rings - (350)
- Keel Protector
- Aluminum Removable Seat with SEADEK® EVA Foam
- Oars (Telescopic Aluminum Paddles) (260, 275, 290 & 320)
- Oarlocks - (260, 275, 290 & 320)
- Paddles (Fixed Aluminum Paddles) (350)
- Single Rub Rail
- Valmex® PVC tube fabric with Welded Seams
- SEADEK® EVA foam non-skid floor
- Hand Pump & Repair Kit

## Optional Equipment

- Dinghy Cover 
- Dinghy Chaps 
- Chocks
- Bow Locker\*
- 6 gal. Portable Fuel Tank (Fits in bow lockers of 290, 320 & 350)
- Bow Cushion (Requires Bow Locker Option)
- Fiberglass console (350)
- Jockey Seat (One Person) (350)
- Jockey Seat (Two People) (350)
- Rear Seat with Storage (350)

### (\*) BOW LOCKER OPTION POWDER COATED ALUMINUM HULL

Additional weight (approx): 5 Kgs / 11 lbs

### Sunbrella® Dinghy Cover



 sunbrella®

### Sunbrella® Dinghy Chaps



 sunbrella®

\*Bow Cushion as optional

A portable fuel tank can be fitted in optional Bow Locker.

