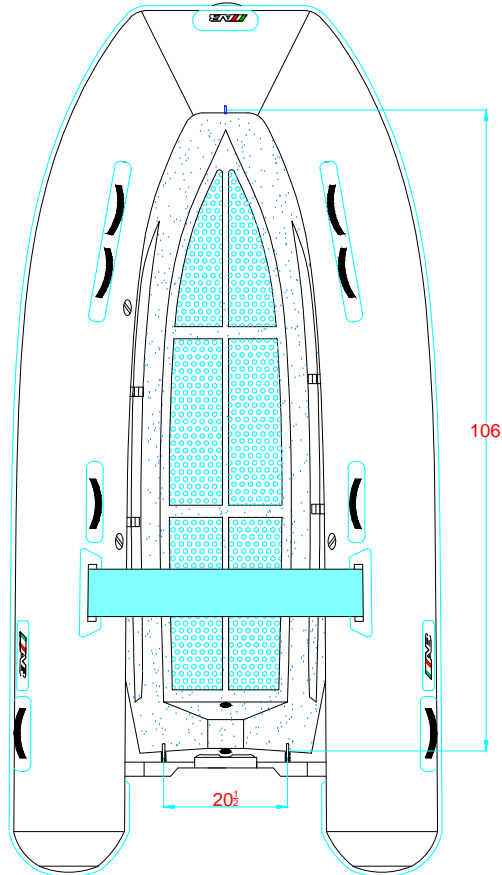


REV. 4

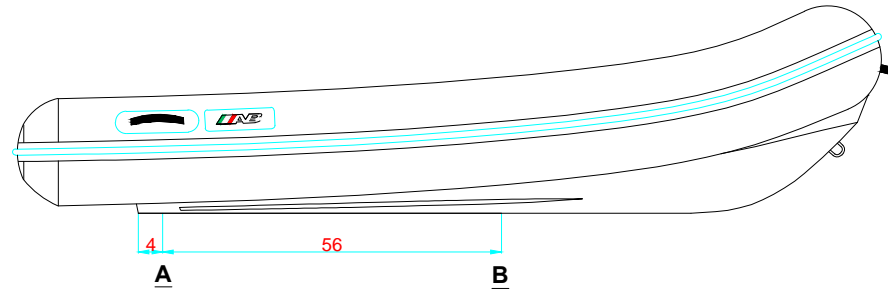
VENTUS 12 VL

315 - 1 - 4

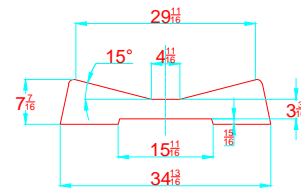


-LOCATION AND DISTANCE
OF DAVIT LIFTING POINTS

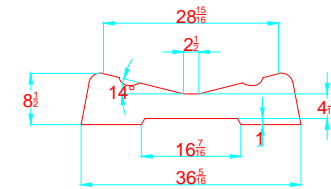
UBICACION Y DISTANCIA
DE LOS GANCHOS DE IZADO



**LONGITUDINAL PROFILE
VISTA LATERAL**



**TRANSVERSAL SECTION "A"
SECCION TRANSVERSAL "A"**



**TRANSVERSAL SECTION "B"
SECCION TRANSVERSAL "B"**

-RECOMMENDED CHOCK LOCATION AND BUILDING DIMENSIONS
UBICACION DE LAS CUNAS Y SUS MEDIDAS DE FABRICACION

-VERIFY MEASUREMENTS WITH ACTUAL HULL
VERIFICAR MEDIDAS DE ACUERDO A CASCO ACTUAL

- NOTES:**
- 1.- ALL DIMENSIONS IN INCHES
 - 2.- MEASURES FROM CENTER OF CHOCK'S SURFACES